

# PRESS RELEASE

---

**PRESS RELEASE**

No. 13 | 2018

October 17, 2018 || Page 1 | 4

---

## Less animal experiments on the horizon: Multi-organ chip awarded

### EARTO Award for Microsystem of the Fraunhofer IWS Dresden

**(Dresden, 17.10.2018) Dresden Fraunhofer engineers have developed a so-called "multi-organ chip". This microsystem from the Fraunhofer Institute for Material and Beam Technology IWS Dresden, which has now received an "EARTO Innovation Award" in Brussels, simulates the blood circulation and the organs of animals or humans.**

The "lab-on-a-chip" will help industry to develop new drugs and cosmetics more quickly than before. But what is even more important: "We see good opportunities to eliminate the need for many animal experiments," emphasized Dr. Udo Klotzbach, Business Unit Manager Microtechnology at Fraunhofer IWS. In addition, this system opens the door to individualized medicine a little further, in which doctors can determine an exactly fitting therapy for each patient within days instead of years. IWS system developer Dr. Frank Sonntag explained that the latest parallel flow version of the multi-organ chip also replicates the different levels of blood circulation in organs. The "European Association of Research and Technology Organisations" considers this latest development to be groundbreaking. It expects considerable effects on economy. The association therefore awarded the multi-organ chip from Dresden the third prize in the competition for the "EARTO Innovation Awards 2018" in the category "Impact Expected" in Brussels on Tuesday, 16 October 2018.

### Complete ban on many animal experiments in sight

Udo Klotzbach is convinced that "sooner or later animal experiments for the development of pharmaceuticals and cosmetics will be completely banned. The Netherlands is pioneer, other countries will follow. I therefore see great implementation potential for our system." Industrial laboratories and research institutes around the world have been trying for a long time to find a technological alternative to animal testing. In the race for the best multi-organ chips, countries such as the USA are sometimes investing hundreds of millions in research and development. "This is a lead topic worldwide," estimates Udo Klotzbach. The Fraunhofer IWS began developing multi-organ chips in 2009. The Dresden Institute is now further ahead than others, as the EARTO award also underscores. In the

---

**Head of Corporate Communications**

Markus Forytta | Fraunhofer-Institut für Werkstoff- und Strahltechnik IWS | Phone +49 351 83391-3614 | Winterbergstraße 28 | 01277 Dresden | [www.iws.fraunhofer.de](http://www.iws.fraunhofer.de) | [markus.forytta@iws.fraunhofer.de](mailto:markus.forytta@iws.fraunhofer.de)

**Business Unit Manager Microtechnology**

**Dr. Udo Klotzbach** | Fraunhofer-Institut für Werkstoff- und Strahltechnik IWS | Phone +49 351 83391-3252 | Winterbergstraße 28 | 01277 Dresden | [www.iws.fraunhofer.de](http://www.iws.fraunhofer.de) | [udo.klotzbach@iws.fraunhofer.de](mailto:udo.klotzbach@iws.fraunhofer.de)

**FRAUNHOFER-INSTITUT FÜR WERKSTOFF- UND STRAHLTECHNIK IWS**

meantime, using their laboratory chips the researchers have been able to simulate numerous natural organism processes in a comparatively complex way. These include in particular distributing active substances in the bloodstream and between the organs.

---

**PRESS RELEASE**

No. 13 | 2018

October 17, 2018 || Page 2 | 4

---

**Stacked foils simulate the interaction of the organs**

The Dresden engineers assemble their multi-organ chips from several layers. Using a laser, they first cut the subsequent blood vessels, the chambers for organ cells and other functional elements into plastic foils. They then stack these films on top of each other, connect them and add sensors, valves, pumps, connections, mass exchangers and electronic controls. The multi-organ chip assembled in this way measures about three by ten centimeters, i.e. about the size of a pillbox.

Users from medicine, pharmacy or the beauty industry fill the "chambers" in these multi-organ chips with the cells of the liver, heart or other organs, for example. Then they start an artificial blood circulation and introduce their test substance. In the interaction between the simulated organs, they can analyze how an animal or a human being would react to the new drug or beauty product. Such a technical replica does not completely replace the test on the living organism. However, the chip can make many animal experiments superfluous in the long run leading to market approval.

**"Brain better supplied with blood than eyes"**

This microfluidic system has already proven itself in numerous medical practice tests.

"Our partners at Dresden University Hospital tell us that the cells tested in our chips are viable for about a month," reports Udo Klotzbach. The organ cells survive much longer in the multi-organ chip than in classical Petri dishes.

In addition, the latest parallel version of the multi-organ chip opens up better possibilities to simulate the flow processes in a biological organism more realistically.

"In the human body, the different body parts, organs and tissues, require different amounts of blood," explains Dr. Frank Sonntag, the developer behind the concept.

"The brain, for example, receives much more blood than the eyes. In addition, the human organs are not connected in series but have parallel blood supplies. Therefore, the team has now connected the organ chambers on the chips with parallel channels whose flow rates can be regulated individually.

Microscopically small valves also make it possible to simulate heart attacks: Using software commands, users can block certain blood vessels to check, for example, how and in what time nerve cells react to a stroke.

"The next step is to integrate additional sensors," announces Udo Klotzbach. He is thinking, for example, of components that enable some analyses to be carried out right

---

The **Fraunhofer-Institut für Werkstoff- und Strahltechnik IWS Dresden** stands for innovations in laser and surface technology. As an institute of the Fraunhofer-Gesellschaft zur Förderung der angewandten Forschung e. V., IWS offers one stop solutions ranging from the development of new processes to implementation into production up to application-oriented support. The fields of systems technology and process simulation complement the core competencies. The business fields of Fraunhofer IWS include PVD and nanotechnology, chemical surface and reaction technology, thermal surface technology, generation and printing, joining, laser ablation and separation as well as microtechnology. The competence field of material characterization and testing supports the research activities.

At Westsächsische Hochschule Zwickau, IWS runs the Fraunhofer Application Center for Optical Metrology and Surface Technologies AZOM. The Fraunhofer project group at the Dortmunder OberflächenCentrum DOC® is also integrated into the Dresden Institute. The main cooperation partners in the USA include the Center for Coatings and Diamond Technologies (CCD) at Michigan State University in East Lansing and the Center for Laser Applications (CLA) in Plymouth, Michigan. Fraunhofer IWS employs around 450 people at its headquarters in Dresden.

**FRAUNHOFER-INSTITUT FÜR WERKSTOFF- UND STRAHLTECHNIK IWS**

on the chip. "And we want to integrate machine learning concepts in order to improve the analysis results."

**More about the EARTO Innovation Awards 2018:** <http://s.fhg.de/earto2018>.

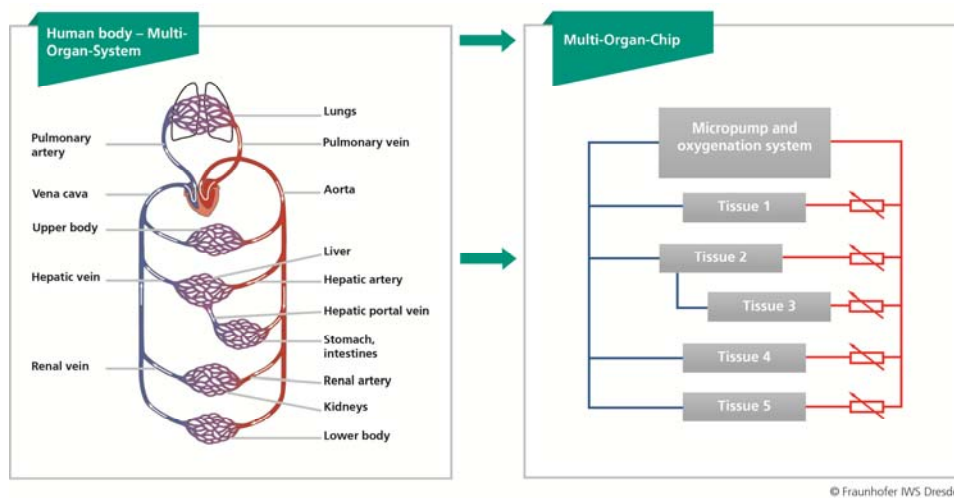
---

**PRESS RELEASE**

No. 13 | 2018

 October 17, 2018 || Page 3 | 4
 

---



The illustrations show in comparison how the blood circulation in the human body (left) and the channels on the multi-organ chip (right) supply the liver, the kidneys and other organs or tissues. On the chip, many inflows can be throttled individually by valves (red arrow symbols).

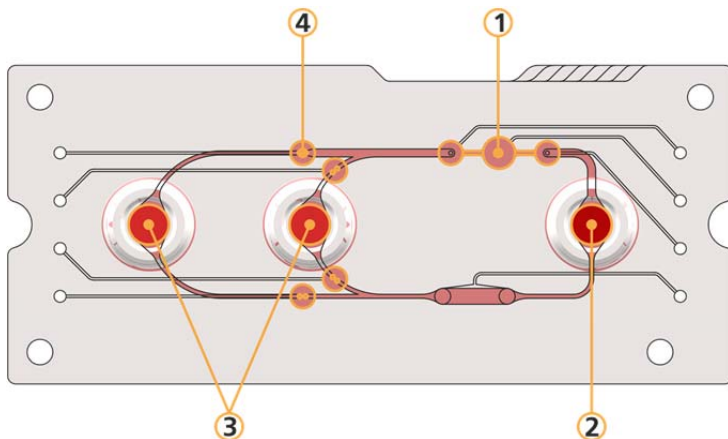
© Fraunhofer IWS Dresden

---

The **Fraunhofer-Institut für Werkstoff- und Strahltechnik IWS Dresden** stands for innovations in laser and surface technology. As an institute of the Fraunhofer-Gesellschaft zur Förderung der angewandten Forschung e. V., IWS offers one stop solutions ranging from the development of new processes to implementation into production up to application-oriented support. The fields of systems technology and process simulation complement the core competencies. The business fields of Fraunhofer IWS include PVD and nanotechnology, chemical surface and reaction technology, thermal surface technology, generation and printing, joining, laser ablation and separation as well as microtechnology. The competence field of material characterization and testing supports the research activities.

At Westsächsische Hochschule Zwickau, IWS runs the Fraunhofer Application Center for Optical Metrology and Surface Technologies AZOM. The Fraunhofer project group at the Dortmunder OberflächenCentrum DOC® is also integrated into the Dresden Institute. The main cooperation partners in the USA include the Center for Coatings and Diamond Technologies (CCD) at Michigan State University in East Lansing and the Center for Laser Applications (CLA) in Plymouth, Michigan. Fraunhofer IWS employs around 450 people at its headquarters in Dresden.

**FRAUNHOFER-INSTITUT FÜR WERKSTOFF- UND STRAHLTECHNIK IWS**



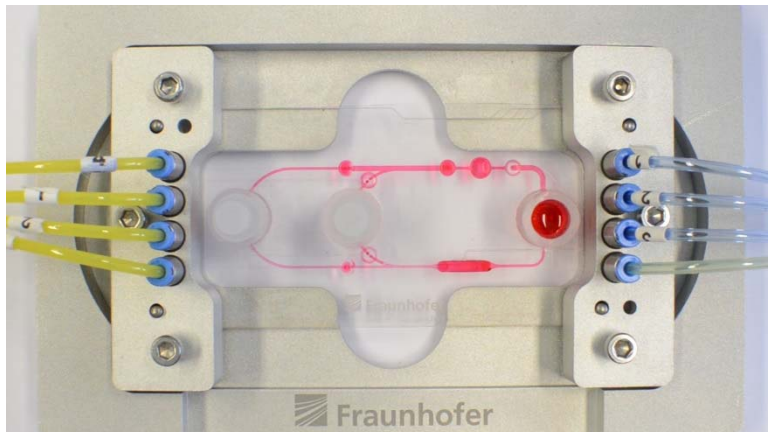
**PRESS RELEASE**

No. 13 | 2018

October 17, 2018 || Page 4 | 4

**On the multi-organ chip, several technical components simulate the interaction of blood circulation and organs in the human body. These include a pump (1), a storage chamber for blood and substances (2), chambers for organs and tissues (3) and valves, which simulate the varying blood flow to different organs.**

© Fraunhofer IWS Dresden



**The same scheme in practice on an already connected multi-organ chip with pumps and valves (small red dots) as well as chambers for organs, tissue and blood substances.**

© Fraunhofer IWS Dresden

The **Fraunhofer-Institut für Werkstoff- und Strahltechnik IWS Dresden** stands for innovations in laser and surface technology. As an institute of the Fraunhofer-Gesellschaft zur Förderung der angewandten Forschung e. V., IWS offers one stop solutions ranging from the development of new processes to implementation into production up to application-oriented support. The fields of systems technology and process simulation complement the core competencies. The business fields of Fraunhofer IWS include PVD and nanotechnology, chemical surface and reaction technology, thermal surface technology, generation and printing, joining, laser ablation and separation as well as microtechnology. The competence field of material characterization and testing supports the research activities.

At Westsächsische Hochschule Zwickau, IWS runs the Fraunhofer Application Center for Optical Metrology and Surface Technologies AZOM. The Fraunhofer project group at the Dortmunder OberflächenCentrum DOC® is also integrated into the Dresden Institute. The main cooperation partners in the USA include the Center for Coatings and Diamond Technologies (CCD) at Michigan State University in East Lansing and the Center for Laser Applications (CLA) in Plymouth, Michigan. Fraunhofer IWS employs around 450 people at its headquarters in Dresden.